


KR 219 RSF Folding System

Inline Paper Folding System




Add inline folding capabilities to your attaching and inkjet printing systems with the KR 219 RSF. Designed to handle a wide variety of product including those containing cards, magnets or product samples, the KR 219 RSF helps bring automation capabilities to your operation.

The KR 219 RSF is engineered to produce accurate and reliable folds. Product is side registered as it enters the KR 219 RSF. Vacuum belts transport the piece through the scoring and folding sections. The folding section aligns easily with the score using the adjustment crank.

Options are available for expanding KR 219 RSF capabilities. For additional folds, run inline with a KR 219 RF. Glue systems are easily added for sealing the piece closed. Camera scanning systems verify or lookup and track each piece through the system for inkjet printing after the fold.

Let the KR 219 RSF help make your operation more profitable through automation!



Automate your plant operations by running the KR 219 RSF in line with KR equipment. Fold a wide variety of product including those containing cards, magnets and product samples.

KR 219 RSF Folding System Inline Paper Folding System

Here's how it works...

General Specifications

Physical

Length	7' 6"
Height	33.25"
Width	36.5"

Electrical Requirements

Voltage	220 VAC
Current	30 amps
Phase	single
Hertz	60

Production Rate

Belt speed	240 ft/min
------------	------------

Material Handling

Min stock size	5" W x 4" L
Max stock size	24" W x 17" L


Features

- Infeed register table
- Vacuum belt system
- Dual score or crease capability
- Fold to the left or right
- Easy alignment folder section
- "No-tools" setup


Options

- Hot melt glue
- Second fold capability
- Encoder for product tracking
- Camera/scanner integration


Your KR Dealer is:



Product enters the KR 219 RSF and is side registered for consistent folding.



The scoring section applies a crease where the fold will occur.



The folding section is aligned quickly and easily with the crease and performs the fold